

ORCID

**Lier l'identifiant ORCID à
l'annuaire de l'Unifr**

Verknüpfung ORCID-Unifr

Linking ORCID to Unifr

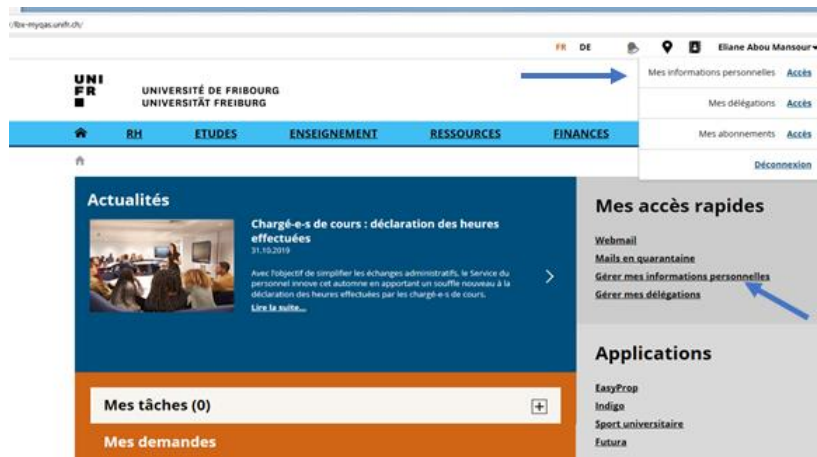
Screenshot

Version 31st March 2020

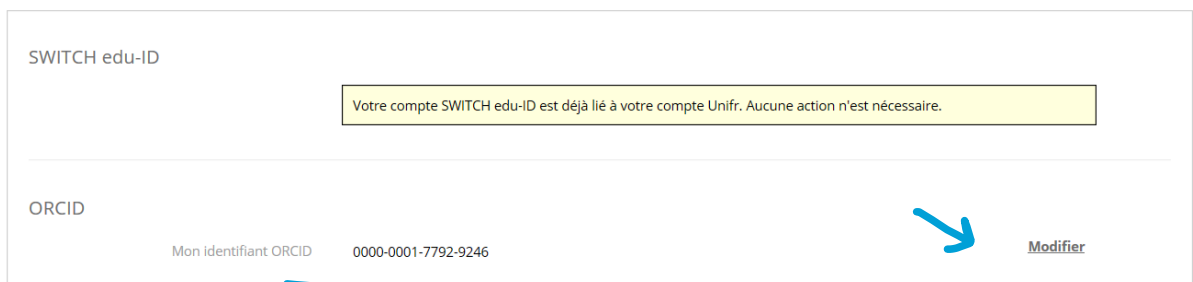
Linking your ORCID identifier to Unifr Directory

Unifr recommends that researchers register their ORCID in "MyUnifr" for linking it to the Unifr directory.


In the page <https://my.unifr.ch/informations-personnelles>



- Enter the ORCID alphanumeric code (4x4 characters) in the appropriate box under your name.



- Scroll down to « **Mes recherches, Publications et Engagements** » / « **Forschung, Publikationen und öffentliche Mandate** » (My Research, Publications and Commitments) and follow the procedure in « **Ajouter une liste** » (Add a List).



Procedure to link your work to the Unifr directory :

In « **Ajouter une liste** » :

- **Give a title** to the list of works: you can give the same title in the 3 languages
- **Choose ORCID** in « **Type de contenu** » / « **Inhaltstyp** » (Type of content)

If you want **all your work to be displayed**

- Choose « **Tous** » / « **Alle** »
- Choose the format in which the references will be displayed « **Format Présentation** » / « **Präsentationsformat** » (« *Qu'est-ce que c'est?* » / “*Wast ist das?*” shows the format template)
- « **Enregistrer** » / « **Speichen** »

The image shows two screenshots of a web form. The top screenshot shows the 'Inhaltstyp' (Content Type) dropdown menu with options: Bibtex, ORCID, PDF, Texte, and Unibook. A blue arrow points to the 'ORCID' option. The bottom screenshot shows the 'Präsentationsformat' (Presentation Format) dropdown menu with options: American Psychological Association (APA) and Chicago Manual of Style (16th edition). A blue arrow points to the 'Chicago Manual of Style (16th edition)' option. A large blue arrow points from the 'ORCID' option in the top screenshot to the 'Chicago Manual of Style (16th edition)' option in the bottom screenshot.

Presentation Format:

American Psychological Association (APA) – examples of an article and a Book Chapter

Bacci, M. (2019). The Rediscovery of a Byzantine Capital, Reused as a Baptismal Font, in the Nativity Church, Bethlehem. *Convivium*, 6(2), 122-127. <https://doi.org/10.1484/J.CONVI.4.2019042>

Bacci, M. (2017). Materiality and liminality: Nonmimetic evocations of Jerusalem along the Venetian sea routes to the Holy Land. In *Natural Materials of the Holy Land and the Visual Translation of Place, 500-1500*. Routledge.

Chicago Manual of Style (16th edition) – examples of an article and a book Chapter

Bacci, Michele. “The Rediscovery of a Byzantine Capital, Reused As a Baptismal Font, in the Nativity Church, Bethlehem”. *Convivium*, Convivium, 6, no. 2 (July 2019): 122-27. doi:10.1484/J.CONVI.4.2019042.

Bacci, Michele. “Materiality and Liminality: Nonmimetic Evocations of Jerusalem Along the Venetian Sea Routes to the Holy Land”. In *Natural Materials of the Holy Land and the Visual Translation of Place, 500-1500*, , , 127-53. *Natural Materials of the Holy Land and the Visual Translation of Place, 500-1500*. Routledge, 2017, Routledge, 2017.

If you would have **your work displayed by category** or if you prefer to show only some types of your works:

- Choose « **A définir** » / « **Zu definieren** » (Define)
- « **Add a work type** » / « **Work type hinzufügen** », choose the “**Work category**”: Publications, Conférences, Propriétés intellectuelles et autres / Publikationen, Konferenz, Geistiges Eigentum, Andere.
- Choose the « **Work type(s)** » to be added (all categories of work types defined by ORCID are listed). You can also choose "all work types in the category", / « alle Work Types der Work Category » and eliminate the unnecessary ones later.
- Choose the format for the display of the references in « **Format Presentation** » / « **Präsentationsformat** » (*qu'est-ce que c'est?* / *Was ist das?* shows the format template) see above.
- « **Enregistrer** » / « **Speichen** »

To create several lists with different contents, repeat steps 8 to 12.

Once you registered, lists of your work appear in MyUnifr under « **My Research, Publications and Commitments** » / « **Forschung, Publikationen und öffentliche Mandate** » as well as **on your web page in the directory of the University** under « **Recherche et publications** » / « **Forschung und Publikationen** ».